

**REFERENCE IMAGES**



General overhead



General Overhead – Mod. Bit.



General – Towers and Hip




General – Hip and Tower



General – Sloped roof area and eye-brow dormer



General - at Mansard



View from mod. bit. to backside of towers



General – existing conditions – eyebrow dormer



General – Gable with metal valleys



General – Mod. Bit. at Towers



General – Existing saddle at backside of tower



Existing – mod. bit. at sidewall of tower



General – Existing Railing, Mod. Bit. at tower






General – existing mod. bit., penetration at tower



View from tower looking towards eye-brow dormer



General – Existing condition at fascia below mod. bit.

	
<p>General – Existing condition at fascia below mod. bit.</p>	<p>Existing condition at chimney</p>
	<p>Intentionally Blank</p>
<p>Existing condition – saddle at gooseneck penetration</p>	

**END OF SECTION**